

# CSX218

## Dual-Driver Subwoofer



### Features

- Dual-driver, direct-radiator subwoofer
- 2 x 18" (460mm) driver with 4" (100mm) voice coils
- Water resistant cones
- Very high output capability
- Large ports for reduced air noise
- Perforated steel grille
- Black or white standard colour options
- Optional flying points

### Applications

- Live music clubs and bars
- Nightclubs
- Bars and restaurants
- Museums and AV spaces
- Convention centres
- Hotels
- Retail outlets
- Leisure centres
- Houses of Worship



The CSX218 achieves the ultimate in subwoofer performance for the most prestigious CDD Series applications – delivering very high output levels and superb transient performance with minimal distortion. With an operating range of 35Hz-150Hz  $\pm$  3dB, it houses dual 18" long-excursion (460mm)/4" (100mm) voice coil drivers with water-resistant cones and triple roll surrounds. Each driver is rated to handle 1000 watts AES, and has a magnet structure and suspension engineered for maximum linear excursion.

The enclosure of the CSX218 is constructed from high-density MDF and coated with hard-wearing textured paint. Eight reflex

ports provide a large frontal area to reduce turbulent air noise, and a perforated steel grille protects the drivers from damage with minimal obstruction of airflow.

Finished in black (RAL9005) or white (RAL9016) as standard, the CSX218 can be supplied in any RAL colour to order and it can be supplied fitted with optional flying points.

When used with CDD full-range systems, crossover and EQ functions can either be performed by the DX0.5, DX1.5 and DX2 system controllers, or by an MA Series amplifier with onboard DSP option.

# CSX218

## Dual-Driver Subwoofer



### Technical Specifications

#### Acoustical

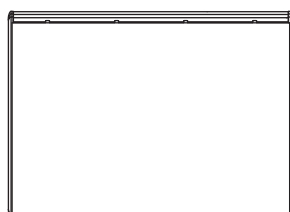
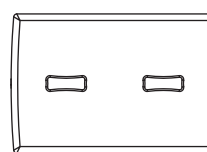

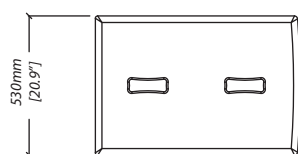
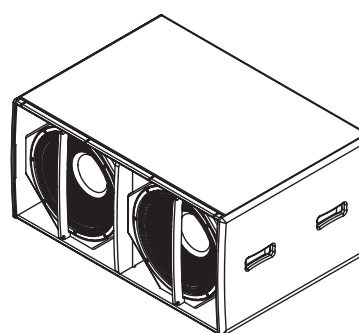
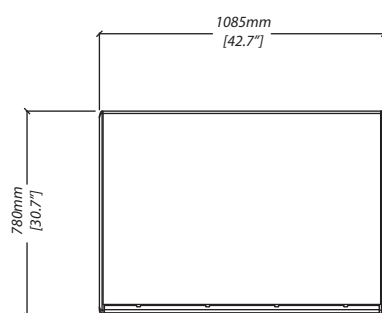
TYPE	Dual-driver, direct radiating subwoofer
FREQUENCY RESPONSE (1)	35Hz-150Hz $\pm$ 3dB, -10dB @ 30Hz
DRIVER	2 x 18" (460mm)/4" (100mm) voice coil, long excursion, ferrite magnet, waterproof cone
RATED POWER (2)	2000W AES, 8000W peak
RECOMMENDED AMPLIFIER	MA9.6K, MA12K
SENSITIVITY (3)	105dB
MAXIMUM SPL (4)	138dB continuous, 144dB peak
NOMINAL IMPEDANCE	4 ohms
DISPERSION (-6dB)	Omnidirectional
CROSSOVER	80-120Hz active
ENCLOSURE	330 litre high-density MDF
FINISH	Black or white textured paint
PROTECTIVE GRILLE	Black or white perforated steel
CONNECTORS	Low profile 20A push-lock
PIN CONNECTIONS	Left to right: Input+, Input -, Link -, Link+
FITTINGS	Four pocket handles
DIMENSIONS	(W) 1085mm x (H) 530mm x (D) 780mm*
	(W) 42.7ins x (H) 20.9ins x (D) 30.7ins*
	*905mm (35.6ins) with wheels
WEIGHT	84kg (185lbs)

#### Notes

- (1) Measured on-axis in half space at 2 metres, then referred to 1 metre.
- (2) AES Standard ANSI S4.26-1984.
- (3) Measured in half space at 2 metres with 2.83V input, using band limited pink noise, then referred to 1 metre.
- (4) Calculated in half space at 1 metre.

#### Trade Descriptions Act

Due to Martin Audio's policy of continuing improvement, we reserve the right to alter these specifications without prior notice. Martin Audio is committed to refining state of the art sound reinforcement, combining in-depth product and field applications research with advanced manufacturing techniques. Every Martin Audio product is built to the highest manufacturing standards and rigorously tested to ensure that it meets the performance criteria specified in the design.



CSX218